

STULZ

CLIMATE. CUSTOMIZED.



CyberHandler 2

The Indirect Evaporative Free Cooling Air Handling Unit

STULZ air conditioning systems for mission-critical applications – around the globe



For over 40 years we have been one of the world's leading manufacturers of air conditioning solutions for mission-critical applications. For our customers, we develop and produce air conditioning systems and chillers, plan individual air conditioning solutions, implement the systems and keep them up and running with our own Service.

Our headquarters are in Hamburg. With 19 subsidiaries, 10 production sites, and sales and service partners in more than 140 countries, we make sure we are close to our customers wherever they are in the world.



Technical peak performance from Germany

It is the combination of decades of experience and a continuous innovative spirit that makes STULZ unique. From engineers to customer advisers, we work in closely intertwined teams, which jointly develop and continually optimize our air conditioning and chiller systems throughout all stages of development. So it should come as no surprise that our systems are extremely reliable and durable, and set the benchmark for energy efficiency around the globe.



Service 24/7, 365 days a year

In Germany, 140 highly qualified service engineers at 10 sites guarantee fast, expert solutions to your problems – around the clock. For 40 years, our customers have placed their trust in STULZ Service's technical expertise, comprehensive resources and seamless availability.

Flexible & Efficient

11 sizes from 30 kW to 520 kW to fit your needs with maximum efficiency

Typical
pPUE
between
1.02&1.10



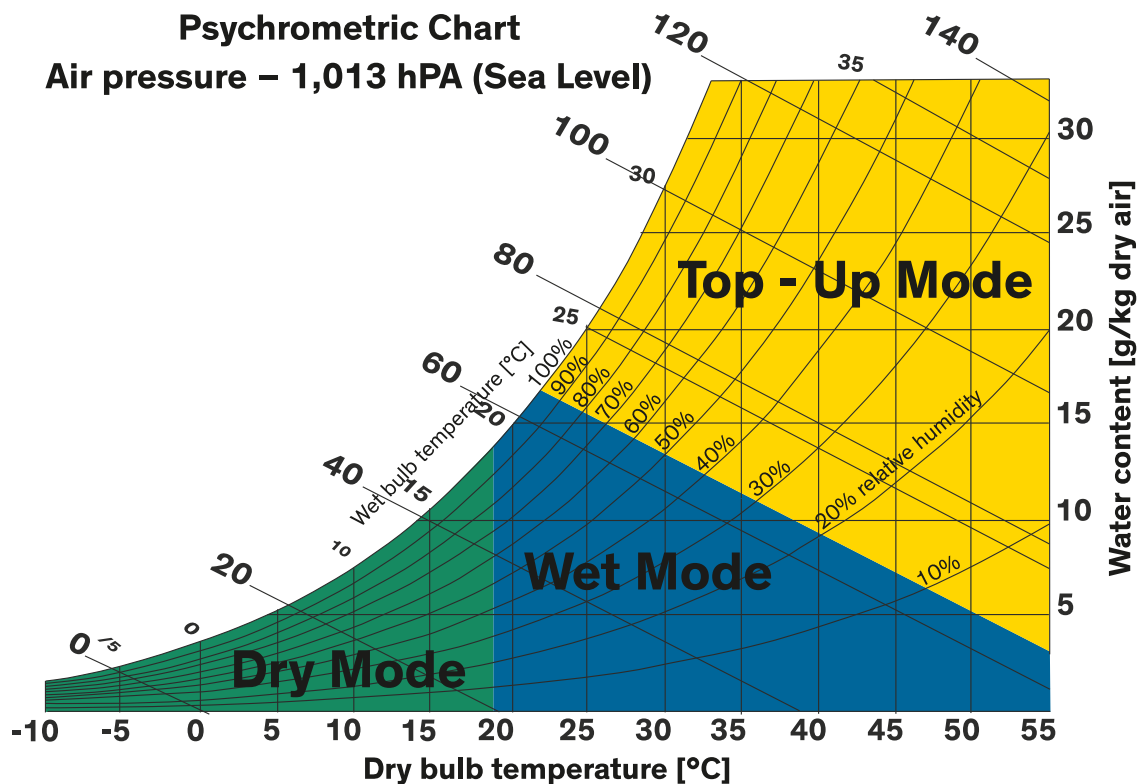
The STULZ CyberHandler 2 is a complete air conditioning solution especially designed for data centers.

With its outdoor housing, it can easily be installed next to a building or on a roof, freeing up precious floor space in the data center. 11 different sizes and various output ratings from 30 kW to 520 kW lay foundations upon which we can satisfy customers' specific wishes.

Within each system, numerous options allow project-based configuration and adaptation to suit local conditions. A very efficient combination of Free Cooling and evaporative cooling in an optimized design mean that 100 % mechanical cooling is no longer necessary in most regions. pPUE values as low as 1.02 can be achieved.

Data centers are mission-critical systems requiring maximum operational reliability. For the CyberHandler 2 we employ a mix of components that we use in our STULZ precision air conditioning solutions for data centers, and each unit is equipped with its own STULZ controller, specially developed for controlling mission-critical chilling systems.

Operating Modes & Benefits



3 operating modes based on ambient air temperatures:

• “DRY MODE” (Free Cooling only)

Adiabatics OFF
Mechanical Cooling OFF

At low outside temperatures, hot air from the data center is cooled down by the cold outside air via the plate heat exchanger.

• “WET MODE” (Adiabatic):

Adiabatics ON
Mechanical Cooling OFF

When the outside temperature is moderate, the outside air is pre-cooled by the adiabatic system before passing through the heat exchanger, where it cools down the air from data center

• “TOP-UP MODE” (Mixed Mode):

Adiabatics ON
Mechanical Cooling ON

At very high outside temperatures, a compressor refrigeration system is used in addition to the adiabatic system to provide top-up cooling.

The benefits of Indirect Evaporative Cooling:

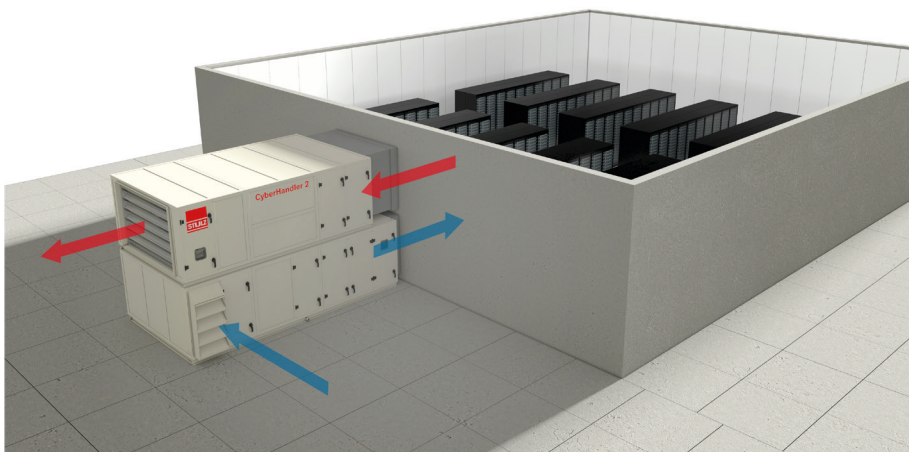
- No contamination from the outside
- Evaporative cooling extends Indirect Free Cooling operation all year round
- Unbeatable energy efficiency levels with pPUEs in the range of 1.02 – 1.10
- Lower total cost of ownership (TCO): reduced CAPEX, OPEX, maintenance, infrastructure costs, etc.
- The unit is installed outdoors, freeing up maximum white space in the data center
- Simplified installation: easier management of wiring, pipes and water, not needed inside the data center
- Downsizing the electrical infrastructure allows savings in CAPEX of 6-8 %
- Faster return on investment

Installation Configurations

Our high-performance air handling units are positioned directly on or next to the building. All the necessary chilling components are integrated in the units' housing, saving floor space in the data center and facilitating maintenance, as the service engineers no longer need to enter the data center.

Wall

Installation next to the building



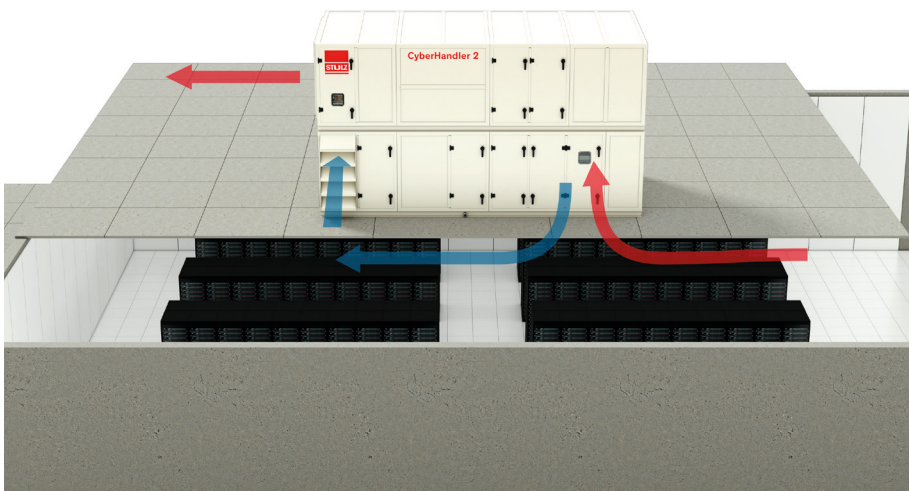
Supply and exhaust air is conveyed horizontally through the air conditioning unit.

The supply air duct can easily be joined to an existing raised floor, while the exhaust air travels conveniently out of the data center straight into the unit.

This kind of installation is especially suitable for data center projects without space restrictions and no need for the units to be visible.

Roof

Installation on the building



The air is conducted through the ceiling of the rooms into the CyberHandler 2. No additional air ducts are needed outdoors for connection.

By cleverly locating them on the roof, plus a few minor structural measures, the units can easily be made invisible, which has a dual benefit.

Firstly, units installed on the roof have fewer points of contact with the environment and will always generate less noise pollution.

Secondly, data centers are high-security areas, and roof installation makes sabotage more difficult.

This kind of installation is especially suitable for data centers in residential and mixed-use areas.

Cooling Configurations

The requirements for a cooling system vary hugely depending on the location and climate zone. With four basic configurations and many options available, we can offer the right solution for every project requirement in virtually every climate zone.

Indirect Evaporative Free Cooling



The largest mechanical component in the CyberHandler 2 is the air/air heat exchanger. The hot air from the data center is cooled with outside air in the heat exchanger without mixing the two air flows. In addition, adiabatic cooling takes place in the heat exchanger by nozzles spraying water directly on the heat exchanger. In this way, the air is pre-cooled and the heat exchanger is enhanced, extending the Free Cooling period. In temperate/hot climates, in particular, this covers all cooling needs, and additional mechanical compressor cooling is unnecessary.

Indirect Evaporative Free Cooling with Top-Up integrated DX cooling system



In very hot climates, DX cooling is added to the existing system. The complete DX system with compressor, evaporator and condenser is also housed inside the unit. With this enhancement, 30 % of the required cooling can be generated mechanically. In this way, the system can be used in practically any climate zone.

Redundant cooling configuration for even greater independence

Extreme climatic conditions with strongly fluctuating temperatures and periods of intense heat are now occurring more often in various regions. In isolated cases, when the adiabatic cooling is not enough to guarantee sufficient cooling, the system must be combined with a 100% weather-independent solution. Chilled water systems with chillers and DX heat exchanger systems have proven to be an excellent enhancement here.

Indirect Evaporative Free Cooling with CW Coil Top-Up/Redundant cooling



A CW chiller is added to the adiabatic cooling system, and provides additional cooling in an infinite range. If necessary, the chiller can generate all the cold needed.

Indirect Evaporative Free Cooling with redundant DX cooling system



In this configuration, a DX outdoor unit is connected to the CyberHandler 2, and takes on 100% of cooling if required.

Components Overview

Mechanical cooling options

- Chilled water coil (external chiller)
- DX coil (external condenser)
- Integrated DX cooling system (top-up)



Water spray nozzles

- Full cone stainless steel nozzles
- Guarantees a full “shower” on the plate heat exchanger
- Non-clogging design
- Allows the use of demineralized water



Fans

- Plug fan technology
- State-of-the-art, highly efficient EC motors
- Reduce the noise level



Outdoor Air

Exhaust Air

Filters

- Eurovent certified
- Meet the standard EN779:2012
- Low pressure drop design
- Available in different classes (G4, M5, F7 and F9)




Water Pump

- High efficiency stainless steel circulation pump
- Allows the use of demineralized water
- Low pressure system
- Redundant pump as an option

Air-to-air plate heat exchangers

- 100 % aluminum, epoxy painted, extra sealed
- 100 % indirect heat recovery
- Eurovent certified
- Excellent efficiency to pressure drop ratio
- Double PHX for higher cooling recovery



Return Air

Dampers

- 100 % aluminum and plastics (no corrosion issues)
- Low pressure drop design
- Different leakage classes available
- Special fire and smoke dampers (optional)



Supply Air



Microprocessor Controller

- State-of-the-art intelligent control for IT cooling systems
- Designed specifically for precision control of mission-critical environments
- Hardware and software developed in-house

Compressor technology

- The latest EC compressor scroll inverter technology
- Additional tandem scroll compressors for higher capacities
- Maximum efficiency at partial loads



STULZ Microprocessor Controller

The STULZ Microprocessor Controller provides precision monitoring and control of the mission critical environment.



+ Advantages

- Backlit LCD alphanumeric display for visual indication
- Operated via 6-key menus, in five different modes
- Capable of networking up to eight STULZ Microprocessor Controller with an independent LAN
- Unit functions for cooling, heating, humidifying and dehumidifying
- Three levels of restricted entry into the configuration
- Sensor inputs control inputs/outputs
- Additional I/O sensors and alarms
- Psychrometric control provided as a user configurable temperature and humidity (relative humidity) or dew point control
- Optional UPS backup module
- Independent EC Fan and cooling control (CW valve or DX)
- Cooling control sequence: return air temperature, humidity, supply air temperature, dew point
- Fan control sequence: BMS, local/static pressure, and temperature based (supply or return air)

STULZ Microprocessor Controller ties everything together

- Designed specifically for precision control of mission critical environments
- Multiple I/O capabilities for all major components to optimize control for energy savings
- Supports universal BMS interface for remote monitoring (address readable) and remote control (address writable)
- Capable of network controllers in a workgroup (pLAN) to work as one (no BMS required)
- Pre-engineered controls for economizers and adiabatic cooling

STULZ Microprocessor Controller communicates with BMS/BAS systems via the following protocols

- BACnet IP
- BACnet over Ethernet
- BACnet MS/TP
- HTTP
- SNMP V1, V2c
- Modbus IP
- Modbus RTU



The CyberHandler 2 Select is a powerful software tool specially designed to allow an easy and friendly experience during the selection of each Air Handling Unit. The user-friendly interface helps you optimize and customize the unit so it best fits the project requirements. The CyberHandler 2 Select can provide you with the following documentation:

- Technical specification sheets
- 2D drawings
- 3D images
- Quotations
- Life-cycle cost (LCC) calculations
- pPUE calculations (ASHRAE Weather Data Viewer version 5.0 is integrated)

The complete solution

The CyberHandler 2 is more than a product. We offer a full range of services, providing you with a turnkey solution for your data center cooling:

- Software tools for calculating life-cycle cost/pPUE
- Reverse osmosis (RO) water treatment system
- Start-up
- Maintenance
- Warranty

Testing facilities

In our Test Center, located near Madrid in Spain, we can perform a variety of tests on the Air Handling Units in a state-of-the-art test chamber. This enables our clients to witness the units operating under simulated extreme conditions, providing critical information such as performance data, energy consumption and water consumption.



Test parameters

- Function tests for simulating the safety features
- Physical dimensions of the units
- IT load up to 520 kW
- Airflows up to 120,000 m³/h
- Outdoor ambient conditions:
 - Temperature range from +10 to +50
 - Humidity range from 30% RH to 90% RH



Main features at a glance



- Cooling range from 30 kW to 520 kW
- 11 sizes
- Ready for roof and wall installation
- The best casing leak classification according to standard EN1886 (L1/L1)
- Designed for minimum pressure drops
- STULZ Microprocessor Controller designed especially for precision control of mission-critical environments
- Easy access for maintenance
- Several filter classes available: G4, M5, F7 and F9
- Designed to fit standard transportation
- Flexible modular installation
- 3 cooling systems in 1:
 - Indirect Free Cooling
 - Indirect Evaporative Free Cooling
 - Mechanical cooling (as top-up or redundancy)

Customize it...

Customize the CyberHandler 2 to your requirements with a wide range of options

- Dual power supply with automatic or manual switchover
- Ultrasonic humidifiers
- Fresh air damper for CO2 control
- Outdoor installation
- Damper (ambient side and DC room return)
- Silencers
- Factory Acceptance Test
- Control systems UPS backed
- Fire and smoke dampers (data center side)
- Different filter classes according to the EN779: M5, F7, F9
- RO water treatment system
- Anti-frost control
- Redundant adiabatic water pump
- Alternative power supply



Technical Data & Nomenclature

Sizes		S1	S2	S3	S4	
Technical Data						
Nominal net cooling capacity	kW	32	43	52	69	
Nominal data center airflow	m3/h	5,350	8,500	10,200	13,600	
Max. net cooling capacity	kW	63	106	123	174	
Max. data center airflow	m3/h	13,400	22,575	26,200	37,050	
pPUE (annual)		1.036	1.036	1.033	1.032	
EER		19.07	16.54	18.32	19.54	

Sizes		S1	S2	S3	S4	
Dimensions and Weight						
Width	mm	1,400	1,775	2,010	2,620	
Height	mm	2,400	3,010	3,010	3,010	
Depth	mm	3,750	4,080	4,080	4,080	
Weight	Kg	2,300	3,400	3,650	4,470	

Example:

CH2

-

S1

-

ADB

-

SH/RH

Product Range

CH2

CyberHandler2

Size

S1 - S11

From S1 to S11

Cooling Configuration

ADB

ADB: Adiabatic only

CWT

CWT: Chilled Water Top-Up Coil

CWR

CWR: Chilled Water Redundant Coil

DXT

DXT: DX Top-Up integrated system

DXR

DXR: DX Redundant system with outdoor condensing unit

Installation Configurations

SH/RH

SH/RH: Supply Horizontal/Return Horizontal (Wall)

SB/RH

SB/RH: Supply Bottom/Return Horizontal (Roof)

SB/RB

SB/RB: Supply Bottom/Return Bottom (Roof)

	S5	S6	S7	S8	S9	S10	S11
	78	103	116	135	150	172	206
	15,350	20,200	22,800	26,000	29,400	33,850	40,450
	196	270	276	352	367	428	531
	41,750	57,500	58,750	74,950	78,115	91,100	113,050
	1.034	1.032	1.031	1.03	1.031	1.033	1.033
	17.57	17.22	17.63	19.45	19.95	17.71	18.13

	S5	S6	S7	S8	S9	S10	S11
	2,020	2,630	2,935	2,935	3,250	3,250	3,860
	4,230	4,230	4,840	4,840	4,840	5,450	5,450
	4,560	4,560	4,560	4,850	4,850	5,210	5,210
	5,050	5,970	6,420	7,120	7,550	8,580	9,690

Capacities are based on the following conditions:

- Supply air 25°C DB with $\Delta T = 15$ K and 50 Pa ESP
- Ambient air 35.8°C DB / 22.3°C WB

Dimensions and weights are estimates and will depend on the selected cooling/installation configuration.

Annual pPUE calculation based on London Heathrow Airport weather data in nominal conditions.

STULZ Company Headquarters

STULZ GmbH

Holsteiner Chaussee 283
22457 Hamburg
Tel. +49 40 5585-0
Fax +49 40 5585-352
products@stulz.de

STULZ Subsidiaries

GERMANY
AUSTRALIA
AUSTRIA
BELGIUM
BRAZIL
CHINA
FRANCE
INDIA
INDONESIA
ITALY
MEXICO
NETHERLANDS
NEW ZEALAND
POLAND
SINGAPORE
SOUTH AFRICA
SPAIN
UNITED KINGDOM
USA

STULZ Australia Pty. Ltd.

34 Bearing Road
Seven Hills NSW 2147
Tel. +61 (2) 9674 4700
Fax +61 (2) 9674 6722
sales@stulz.com.au

STULZ Austria GmbH

Industriezentrum NÖ – SÜD,
Straße 15, Objekt 77, Stg. 4, Top 7
2355 Wiener Neudorf
Tel. +43 1 615 99 81-0
Fax +43 1 615 99 81-80
info@stulz.at

STULZ Belgium BVBA

Tervurenlaan 34
1040 Brussels
Tel. +32 (470) 292020
info@stulz.be

STULZ Brasil

Ar Condicionado Ltda.
Rua Cancioneiro de Évora, 140
Bairro - Santo Amaro São
Paulo-SP, CEP 04708-010
Tel. +55 11 4163 4989
Fax +55 11 2389 6620
comercial@stulzbrasil.com.br

STULZ Air Technology and Services Shanghai Co., Ltd.

Room 406, Building 5
457 North Shanxi Road
Shanghai 200040
Tel: +86 21 3360 7101
Fax: +86 21 3360 7138
info@stulz.cn

STULZ France S. A. R. L.

107, Chemin de Ronde
78290 Croissy-sur-Seine
Tel. +33 (1) 34 80 47 70
Fax +33 (1) 34 80 47 79
info@stulz.fr

STULZ-CHSPL (India) Pvt. Ltd.

006, Jagruti Industrial Estate
Mogul Lane, Mahim
Mumbai - 400016
Tel. +91 (22) 5666 9446
Fax +91 (22) 5666 9448
info@stulz.in

PT STULZ Air Technology Indonesia

Kebayoran Square blok KQ unit A-01
Jalan Boulevard Bintaro Jaya,
Bintaro Sektor 7,
Tangerang Selatan 15229
Tel. +62 21 2221 3982
Fax +62 21 2221 3984
info@stulz.id

STULZ S.p.A.

Via Torricelli, 3
37067 Valeggio sul Mincio (VR)
Tel. +39 (045) 633 1600
Fax +39 (045) 633 1635
info@stulz.it

STULZ México S.A. de C.V.

Avda. Santa Fe No. 170
Oficina 2-2-08, German Centre
Delegación Alvaro Obregón
MX- 01210 México
Distrito Federal
Tel. +52 (55) 5292 8596
Fax +52 (55) 5254 0257
ventas@stulz.com.mx

STULZ GROEP B. V.

Postbus 75
180 AB Amstelveen
Tel. +31 (20) 5451 111
Fax +31 (20) 6458 764
stulz@stulz.nl

STULZ New Zealand Ltd.

Unit O, 20 Cain Road
Penrose, Auckland 1061
Tel. +64 (9) 360 3232
Fax +64 (9) 360 2180
sales@stulz.co.nz

STULZ Polska SP. Z O.O.

Budynek Mistral.
Al. Jerozolimskie 162
02 - 342 Warszawa
Tel. +48 (22) 883 3080
Fax +48 (22) 824 2678
info@stulz.pl

STULZ South Africa Pty. Ltd.

Unit 3, Jan Smuts Business Park
Jet Park, Boksburg
Gauteng, South Africa
Tel. +27 (0) 11 397 2363
Fax +27 (0) 11 397 3945
aftersales@stulz.co.za

STULZ España S.A.

Calle Carabaña, 25C
28925 Alcorcón (Madrid)
Tel. +34 (91) 517 8320
Fax +34 (91) 517 8321
info@stulz.es

STULZ Singapore Pte Ltd.

1 Harvey Road
#04-00 Tan Heng Lee Building
Singapore 369610
Tel. +65 6749 2738
Fax +65 6749 2750
sales@stulz.sg

STULZ U. K. Ltd.

First Quarter,
Blenheim Rd. Epsom
Surrey KT 19 9 QN
Tel. +44 (1372) 749666
Fax +44 (1372) 739444
sales@stulz.co.uk

STULZ AIR TECHNOLOGY SYSTEMS (STULZ USA), INC.

1572 Tilco Drive
Frederick, MD 21704
Tel. +1 (301) 620 2033
Fax +1 (301) 662 5487
info@stulz-ats.com

Technical data subject to change without notice. 1100449 V1.1 03-18 en · © STULZ GmbH, Hamburg

Close to you around the world

With specialist, competent partners in ten German branches and in subsidiaries and exclusive sales and service agents around the world.

Our ten production sites are situated in Europe, North America and Asia.

For further information, please visit our website at www.stulz.com



You can find out more
on our product page.